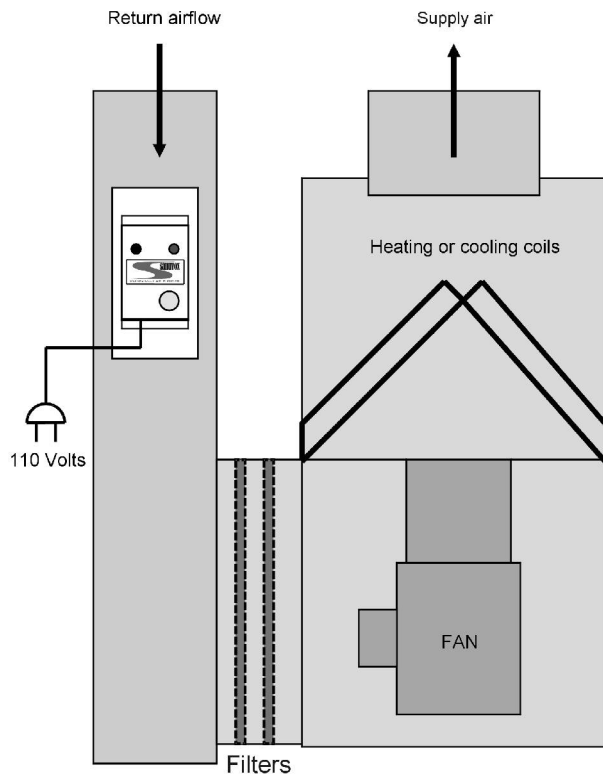


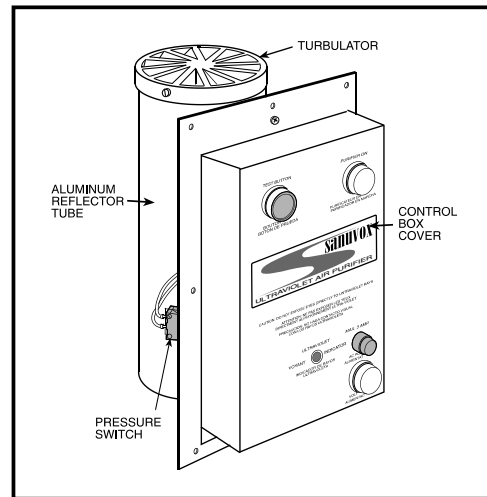


Sanuvox In-Duct Installation



Placing the Sanuvox Ultraviolet Air Purifier before the filter ensures that both the filter and coil are showered with purified air. The process effectively sterilizes the filter and helps keep the coil clean as an added benefit to purifying the air in your home.



Remote Installation
 The accessory Remote Installation Kit is used to install the control box remotely from the UV lamp duct assembly. The purifier will be separated into two sections: the control box and the aluminum reflector tube. The aluminum reflector tube is located in the return air stream.
*** Please refer to Installation Instructions.**

